



Broward League of Cities Report October 2024

October 2024

Broward League of Cities

<https://browardleague.org/>

Table of Contents

Social Media Overview	3
Social Media Overview	4
Website Traffic Overview	5
Website Traffic Overview	6

Social Media Overview

Overview

Showing 10 of 11 Rows


	YEAR-OVER-YEAR		MONTH-OVER-MONTH	
	Oct-23	Oct-24	Sep-24	Oct-24
—				
Impressions	1766	9442	5454	9442
Engagements	108	95	86	95
# of Posts	11	7	9	7
Net Follower Growth	23	12	17	12
Clicks to Web	0	1	6	1
—	—	—	—	—

Top Monthly Post (by Engagements)

Associate Member Night

Broward League of Cities
Thu 10/24/2024 12:57 pm EDT

Thank you to everyone who attended our Associate Member Night at the Marriott Fort Lauderdale Airport. The evening was a...

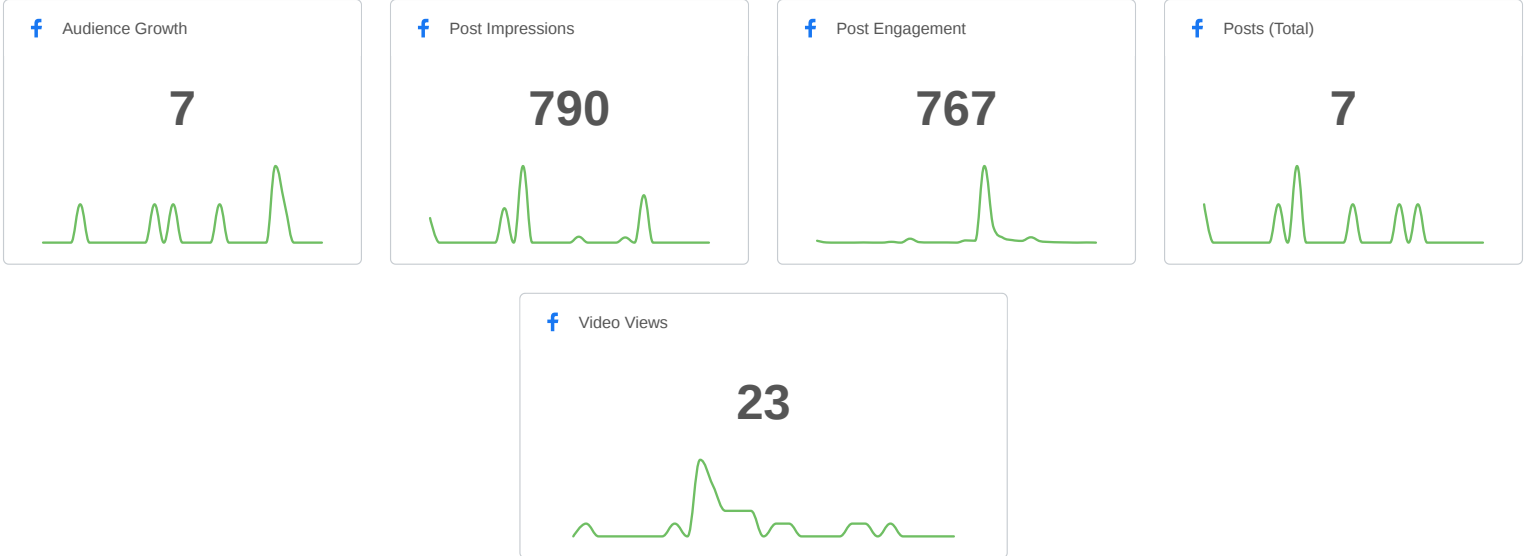


Total Engagements

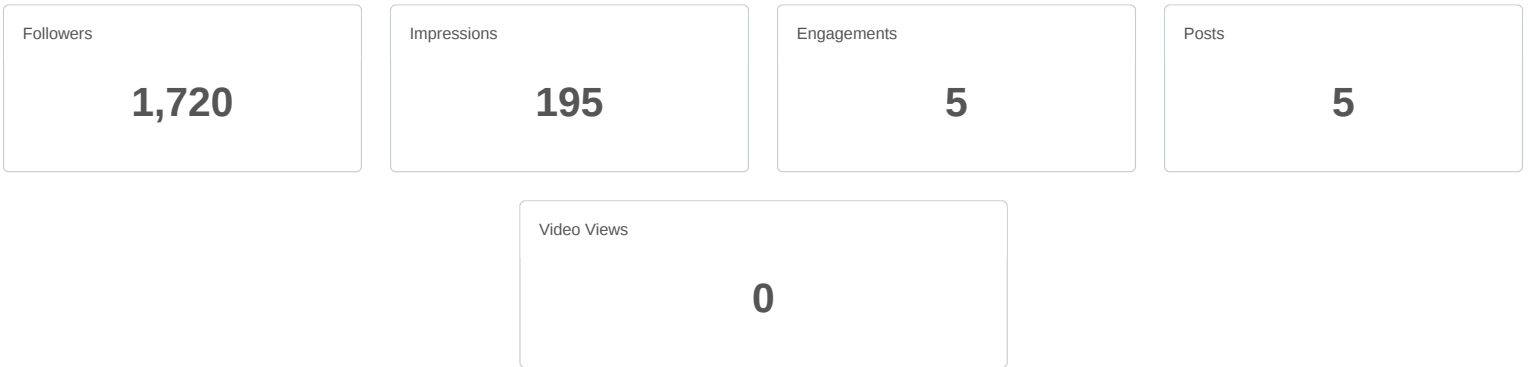
38

Social Media Overview

Facebook




X



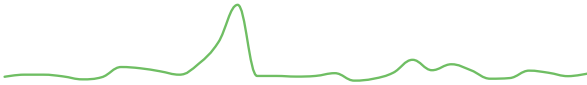
Website Traffic Overview

October Web Edits

- Photos from Associate Member Night were posted in the gallery
- Meetings on the calendar were updated
- Solid Waste Authority documents were posted

 Sessions

1,656

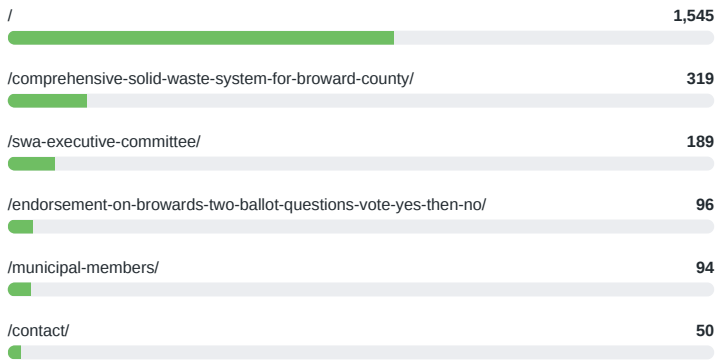


 Pageviews

2,832

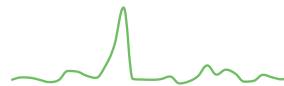


Pageviews



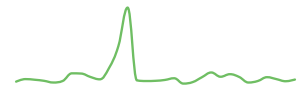
 Total Users

1,375



 New Users

1,297



Website Traffic Overview

Showing 10 of 14 Rows					
MONTH	TOTAL USERS	SESSIONS	PAGEVIEWS	KEY METRICS	TOTALS
January	667	1,105	1,877	Users	9,693
February	2,084	2,528	3,492	Sessions	13,619
March	1,594	2,296	3,929	Pageviews	22,757
April	862	1,406	2,657	—	—
May	722	1,194	2,346	—	—
June	557	873	1,509	—	—
July	498	692	1,099	—	—
August	488	703	1,120	—	—
September	846	1,166	1,896	—	—
October	1,375	1,656	2,832	—	—